

# GHS Athletic Survey

Friday, August 12, 2016

# 411

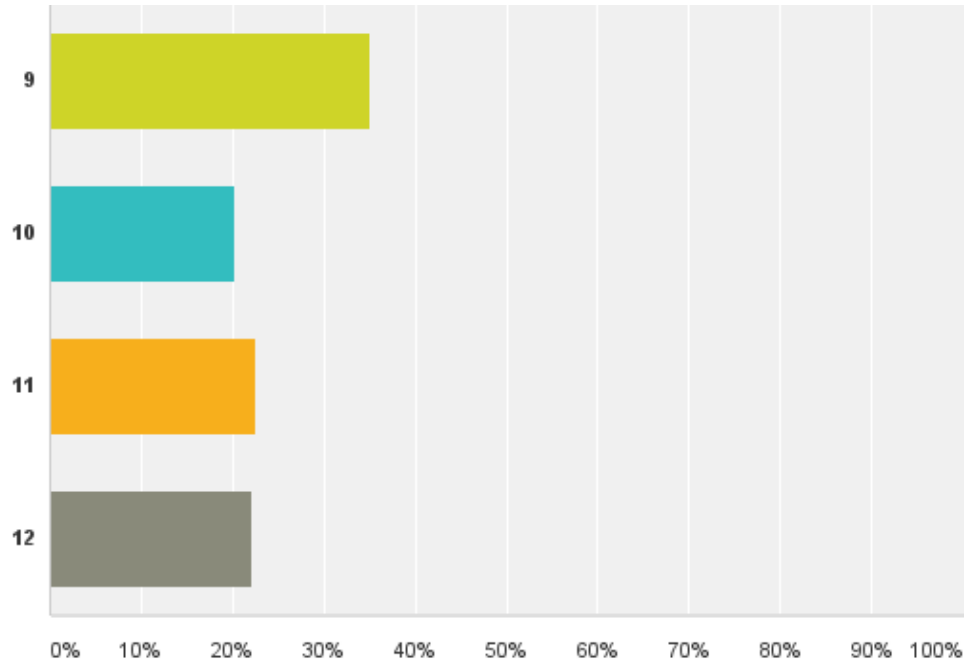
Total Responses

Date Created: Tuesday, May 31, 2016

Complete Responses: 411

## Q2: Grade during the 2015-2016 school year:

Answered: 371 Skipped: 40



## Q2: Grade during the 2015-2016 school year:

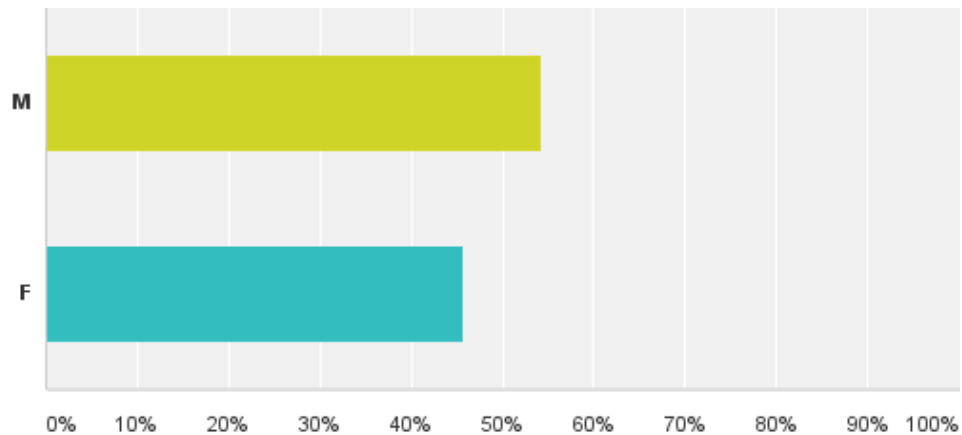
---

Answered: 371 Skipped: 40

Answer Choices	Responses
9	35.04% 130
10	20.22% 75
11	22.64% 84
12	22.10% 82
<b>Total</b>	<b>371</b>

## Q3: Gender

Answered: 370 Skipped: 41



# Q3: Gender

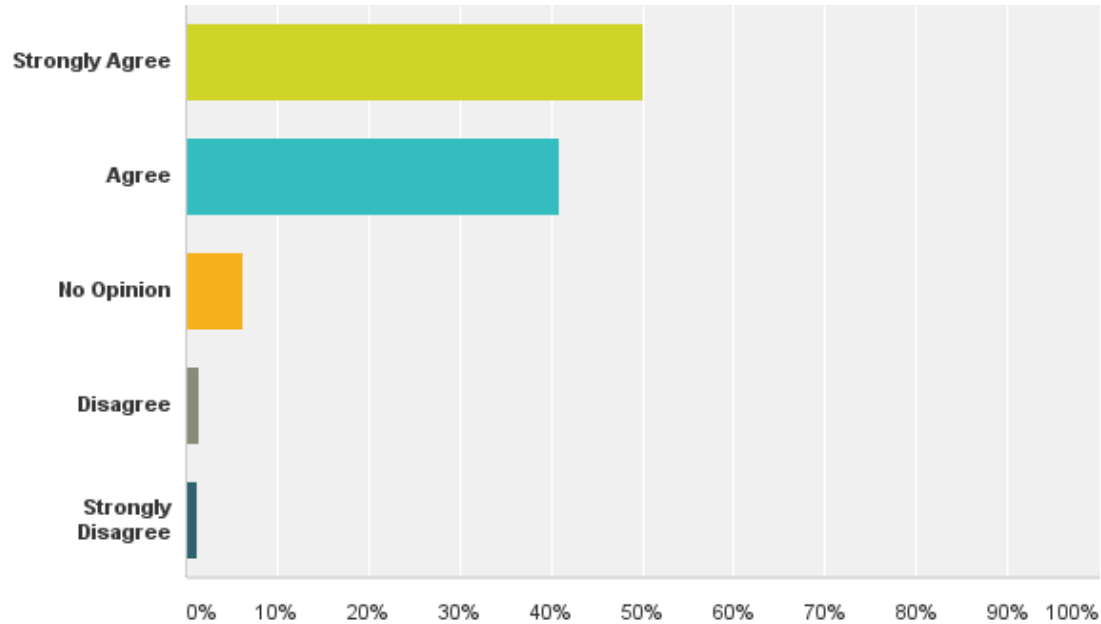
---

Answered: 370 Skipped: 41

Answer Choices	Responses
M	54.32% 201
F	45.68% 169
<b>Total</b>	<b>370</b>

# Q4: I am familiar with the mission and goals of the athletic program.

Answered: 411 Skipped: 0



# Q4: I am familiar with the mission and goals of the athletic program.

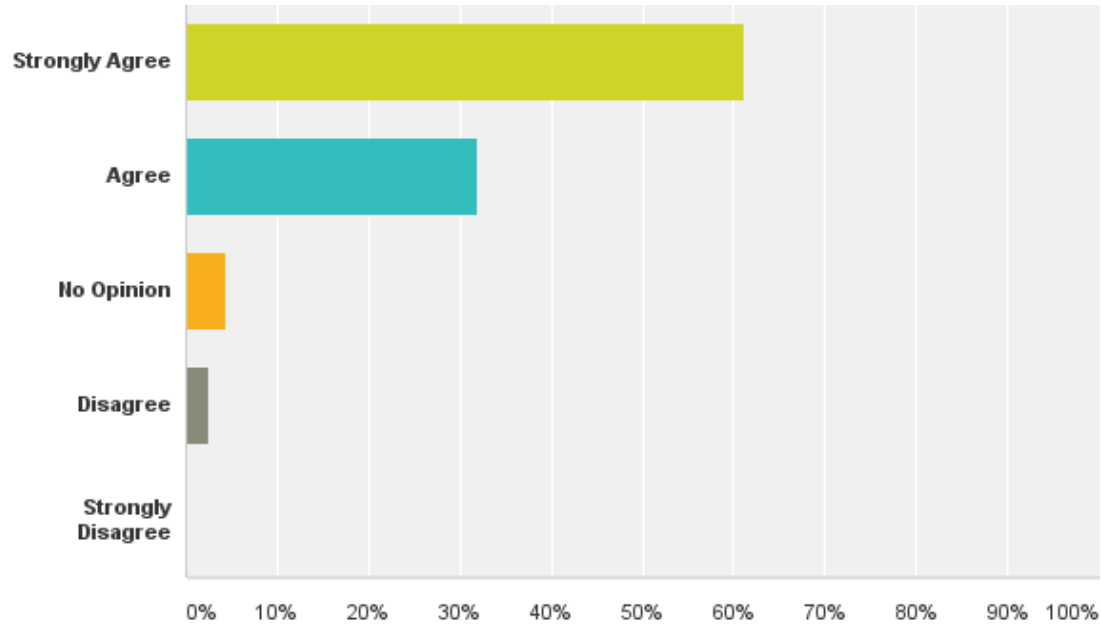
Answered: 411 Skipped: 0

Answer Choices	Responses
Strongly Agree	50.12% 206
Agree	40.88% 168
No Opinion	6.33% 26
Disagree	1.46% 6
Strongly Disagree	1.22% 5
<b>Total</b>	<b>411</b>



# Q5: Participation in high school athletics is a positive experience.

Answered: 410 Skipped: 1



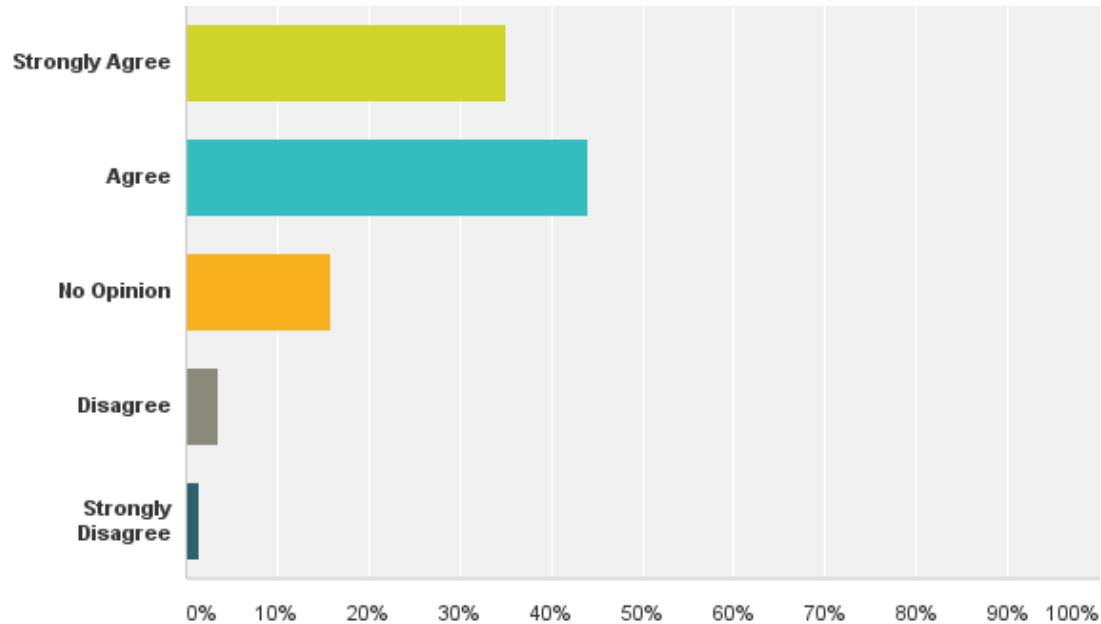
## Q5: Participation in high school athletics is a positive experience.

Answered: 410 Skipped: 1

Answer Choices	Responses
Strongly Agree	61.22% 251
Agree	31.95% 131
No Opinion	4.39% 18
Disagree	2.44% 10
Strongly Disagree	0.00% 0
<b>Total</b>	<b>410</b>

# Q6: Rules of conduct listed in the Athletic Handbook are effectively enforced.

Answered: 411 Skipped: 0



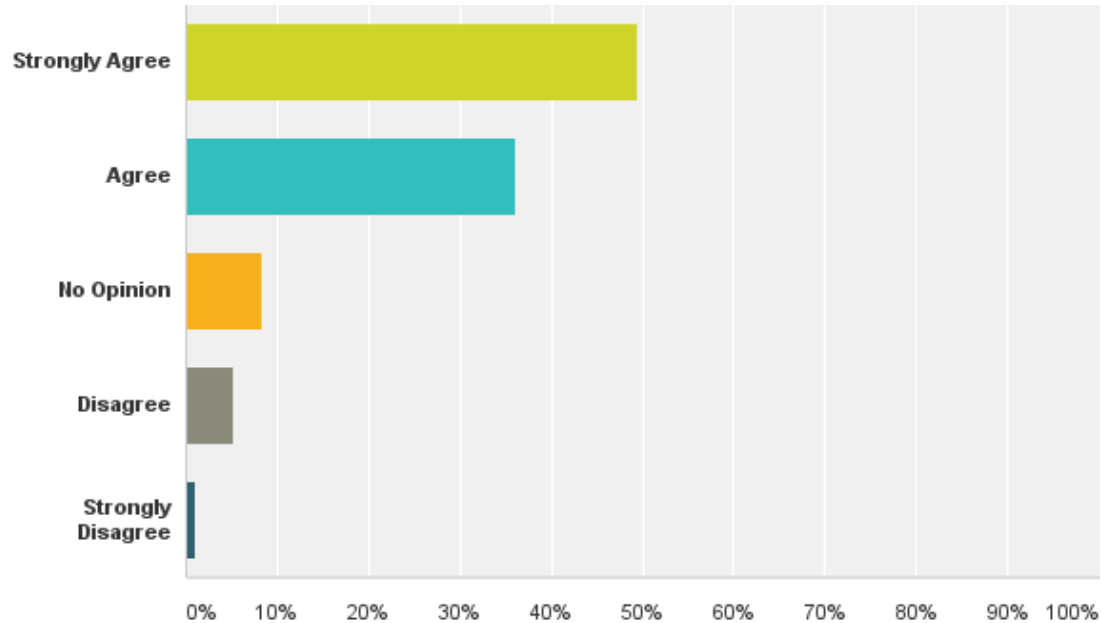
## Q6: Rules of conduct listed in the Athletic Handbook are effectively enforced.

Answered: 411 Skipped: 0

Answer Choices	Responses	
Strongly Agree	35.04%	144
Agree	44.04%	181
No Opinion	15.82%	65
Disagree	3.65%	15
Strongly Disagree	1.46%	6
<b>Total</b>		<b>411</b>

# Q7: The athletic department clearly communicates its expectations concerning sportsmanship

Answered: 410 Skipped: 1



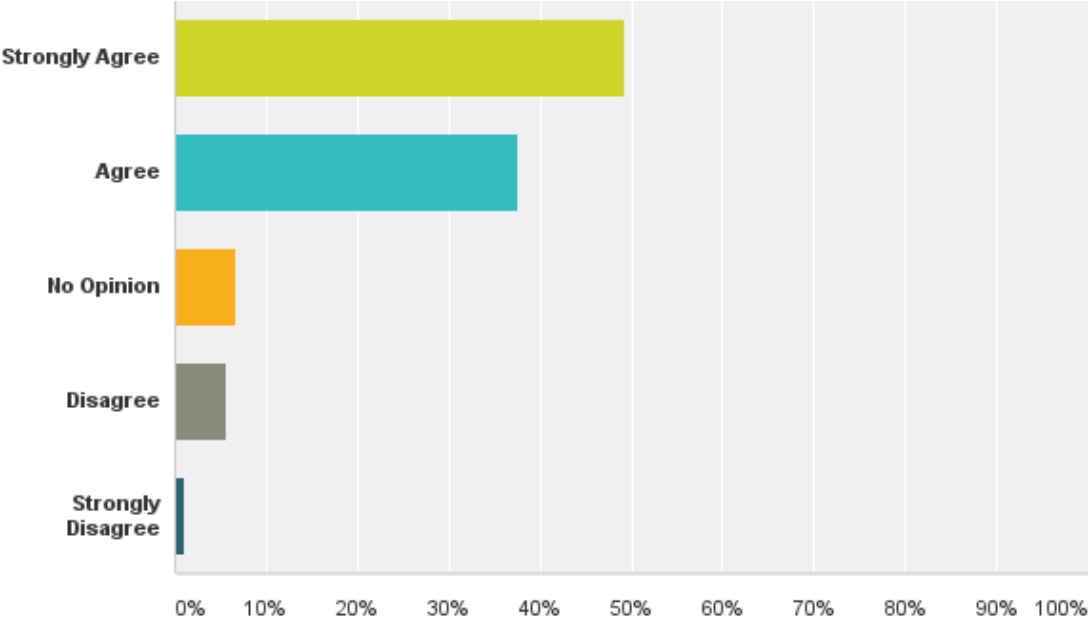
# Q7: The athletic department clearly communicates its expectations concerning sportsmanship

Answered: 410 Skipped: 1

Answer Choices	Responses
Strongly Agree	49.51% 203
Agree	36.10% 148
No Opinion	8.29% 34
Disagree	5.12% 21
Strongly Disagree	0.98% 4
<b>Total</b>	<b>410</b>

# Q8: Demands of practice schedules are reasonable

Answered: 408 Skipped: 3



## Q8: Demands of practice schedules are reasonable

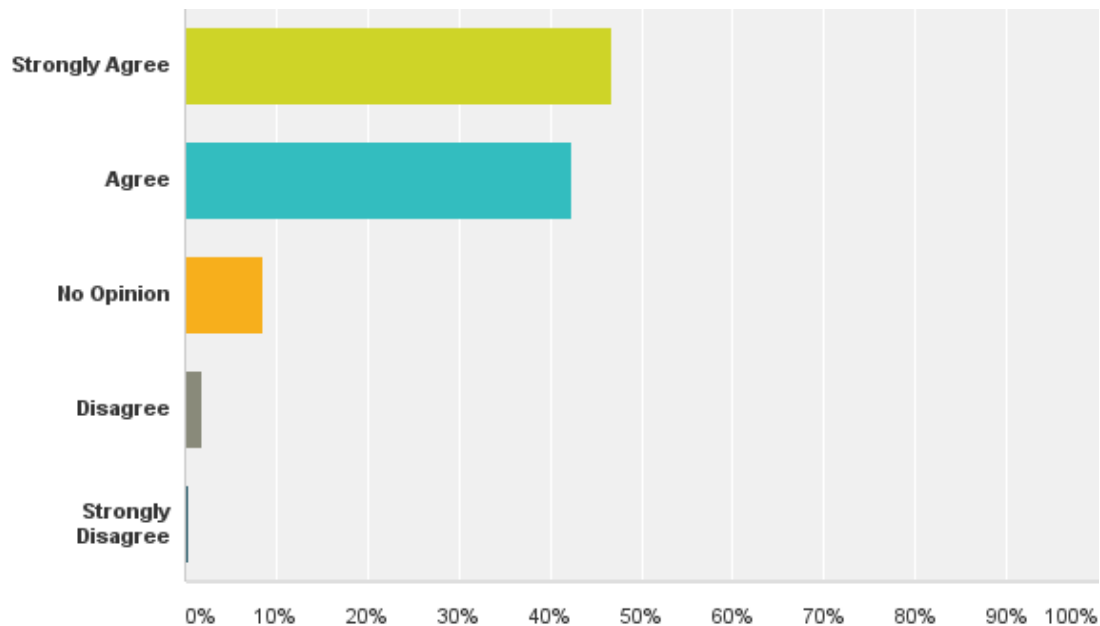
Answered: 408 Skipped: 3

Answer Choices	Responses
Strongly Agree	49.26% 201
Agree	37.50% 153
No Opinion	6.62% 27
Disagree	5.64% 23
Strongly Disagree	0.98% 4
<b>Total</b>	<b>408</b>



# Q9: Sports offerings are sufficient to accommodate the interests of most students

Answered: 409 Skipped: 2



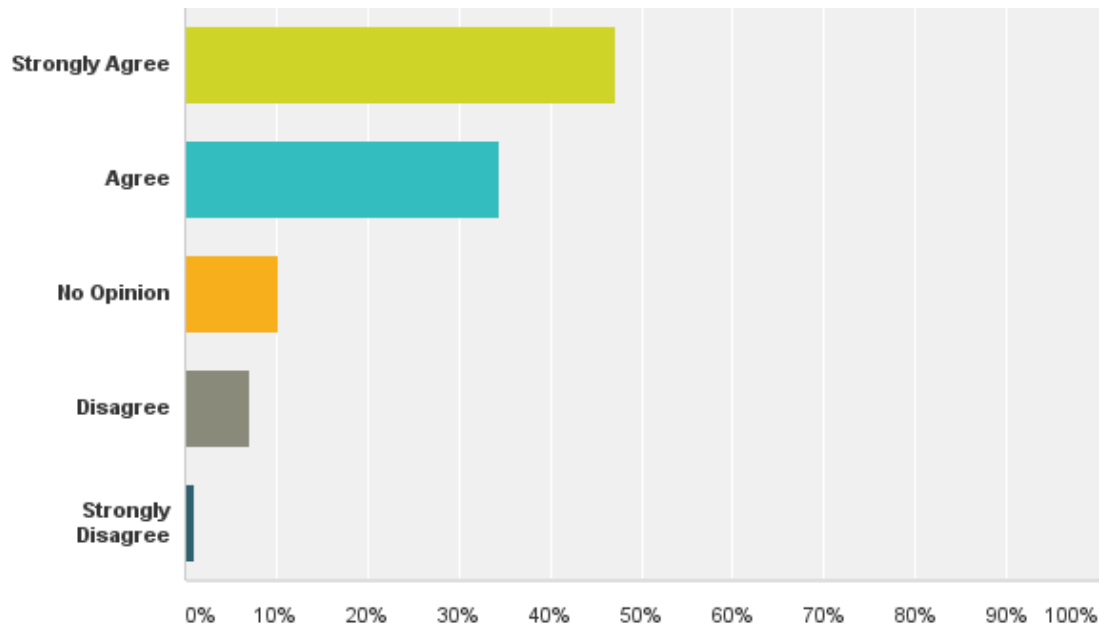
# Q9: Sports offerings are sufficient to accommodate the interests of most students

Answered: 409 Skipped: 2

Answer Choices	Responses
Strongly Agree	46.70% 191
Agree	42.30% 173
No Opinion	8.56% 35
Disagree	1.96% 8
Strongly Disagree	0.49% 2
<b>Total</b>	<b>409</b>

# Q10: Coaches develop skill goals for each individual player and assess each athlete in relation to these goals

Answered: 404 Skipped: 7



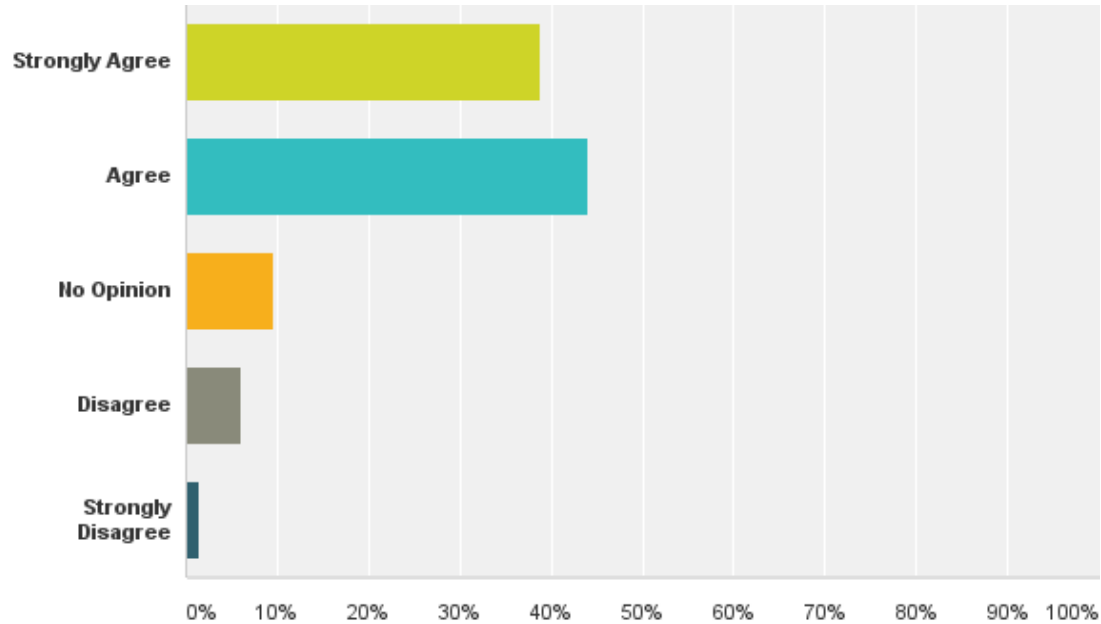
# Q10: Coaches develop skill goals for each individual player and assess each athlete in relation to these goals

Answered: 404 Skipped: 7

Answer Choices	Responses
Strongly Agree	47.28% 191
Agree	34.41% 139
No Opinion	10.15% 41
Disagree	7.18% 29
Strongly Disagree	0.99% 4
<b>Total</b>	<b>404</b>

# Q11: Academic demands and sports schedules are balanced

Answered: 407 Skipped: 4



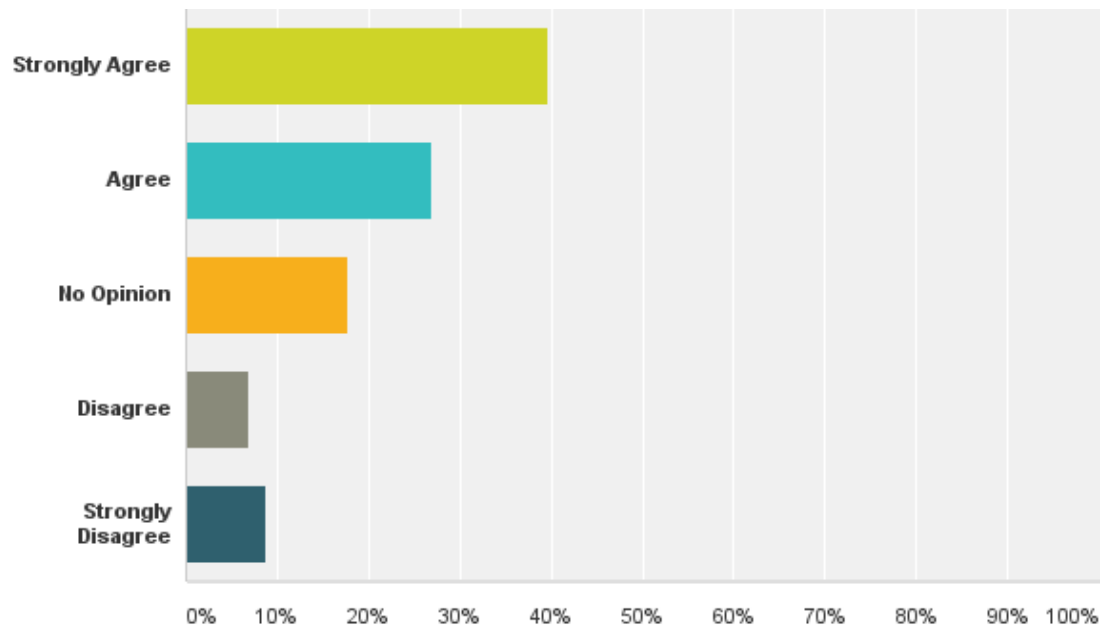
# Q11: Academic demands and sports schedules are balanced

Answered: 407 Skipped: 4

Answer Choices	Responses
Strongly Agree	38.82% 158
Agree	43.98% 179
No Opinion	9.58% 39
Disagree	6.14% 25
Strongly Disagree	1.47% 6
<b>Total</b>	<b>407</b>

# Q12: Principal McBride is positive and supportive of athletic programs

Answered: 408 Skipped: 3



# Q12: Principal McBride is positive and supportive of athletic programs

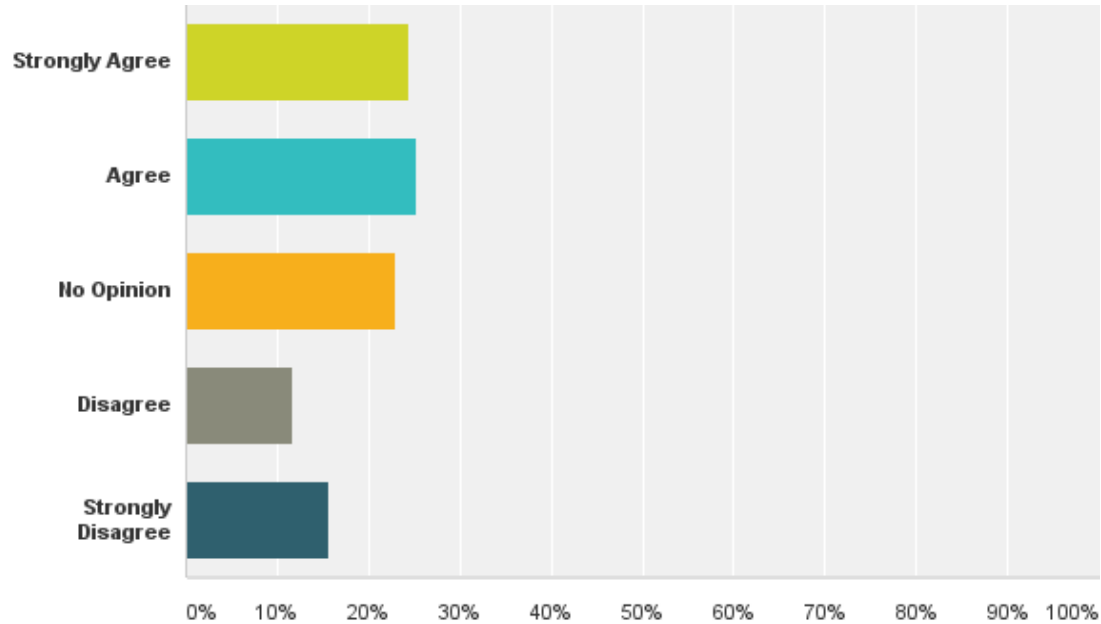
Answered: 408 Skipped: 3

Answer Choices	Responses
Strongly Agree	39.71% 162
Agree	26.96% 110
No Opinion	17.65% 72
Disagree	6.86% 28
Strongly Disagree	8.82% 36
<b>Total</b>	<b>408</b>



# Q13: Athletic Director Fountain is positive and supportive of athletic programs

Answered: 409 Skipped: 2



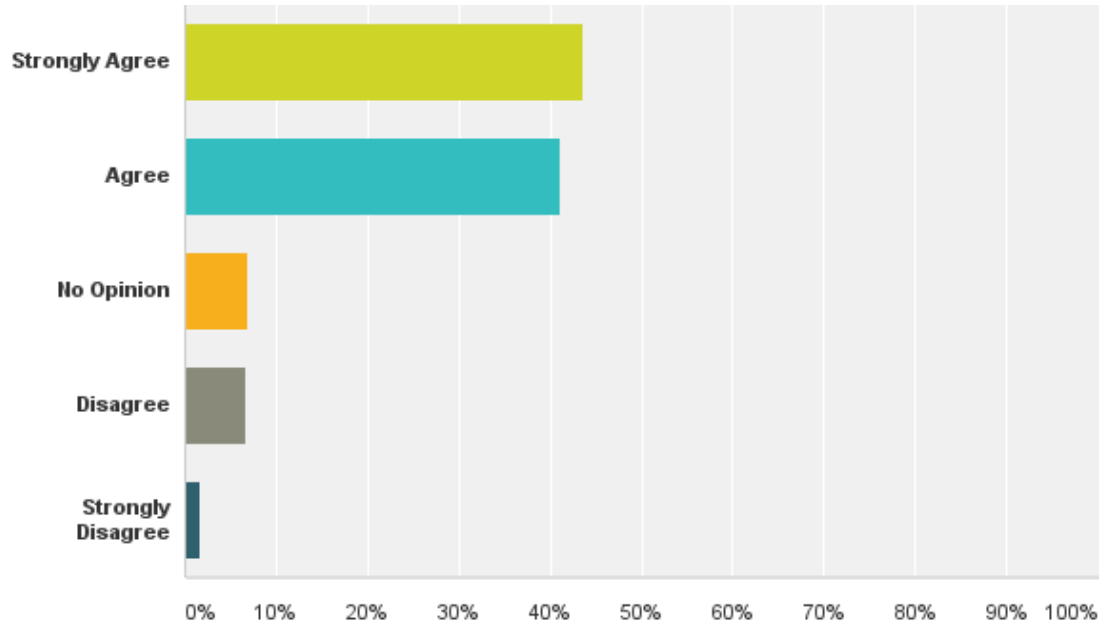
# Q13: Athletic Director Fountain is positive and supportive of athletic programs

Answered: 409 Skipped: 2

Answer Choices	Responses
Strongly Agree	24.45% 100
Agree	25.18% 103
No Opinion	22.98% 94
Disagree	11.74% 48
Strongly Disagree	15.65% 64
<b>Total</b>	<b>409</b>

# Q14: Coaches are generally fair in choosing teams and playing athletes

Answered: 410 Skipped: 1



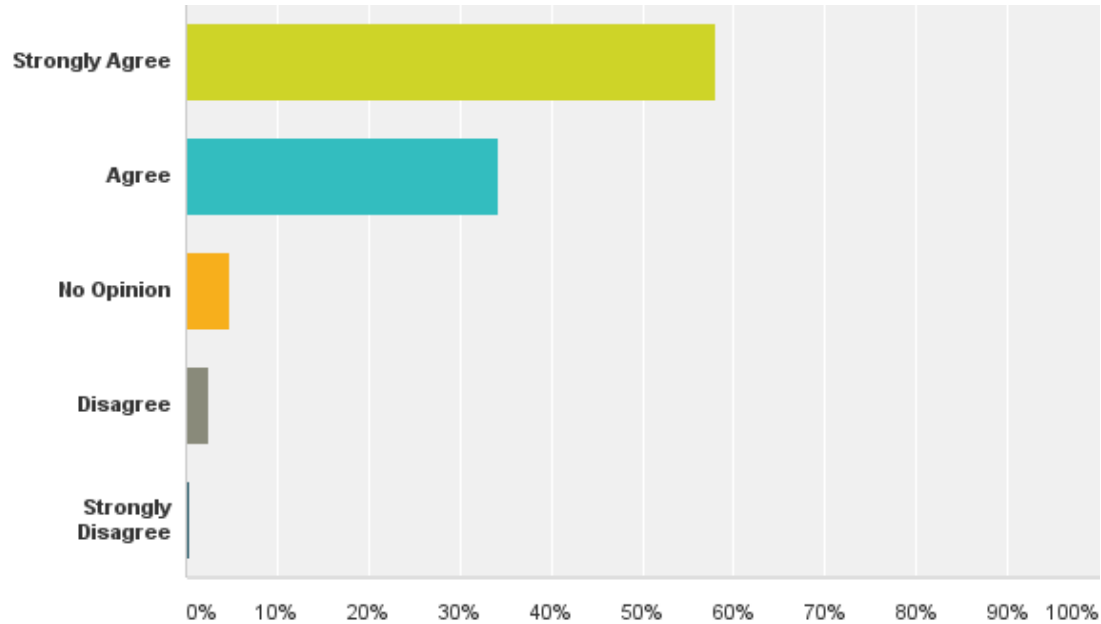
# Q14: Coaches are generally fair in choosing teams and playing athletes

Answered: 410 Skipped: 1

Answer Choices	Responses	
Strongly Agree	43.66%	179
Agree	41.22%	169
No Opinion	6.83%	28
Disagree	6.59%	27
Strongly Disagree	1.71%	7
<b>Total</b>		<b>410</b>

# Q15: Coaches teach positive values to athletes

Answered: 409 Skipped: 2



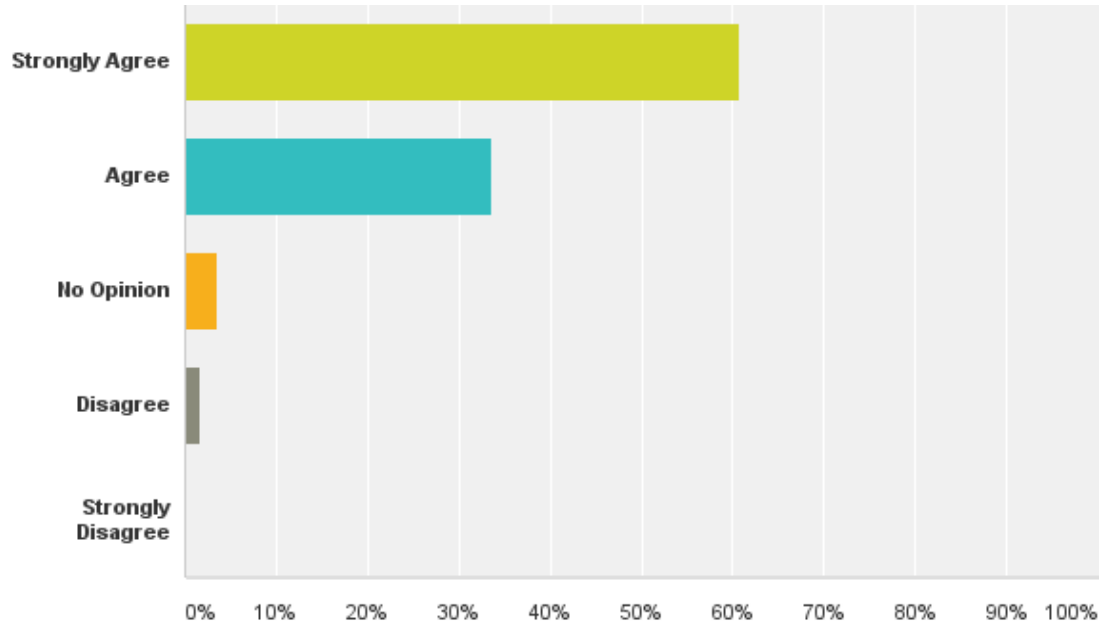
# Q15: Coaches teach positive values to athletes

Answered: 409 Skipped: 2

Answer Choices	Responses
Strongly Agree	57.95% 237
Agree	34.23% 140
No Opinion	4.89% 20
Disagree	2.44% 10
Strongly Disagree	0.49% 2
<b>Total</b>	<b>409</b>

# Q16: Coaches demonstrate competence in teaching about their sport

Answered: 411 Skipped: 0



# Q16: Coaches demonstrate competence in teaching about their sport

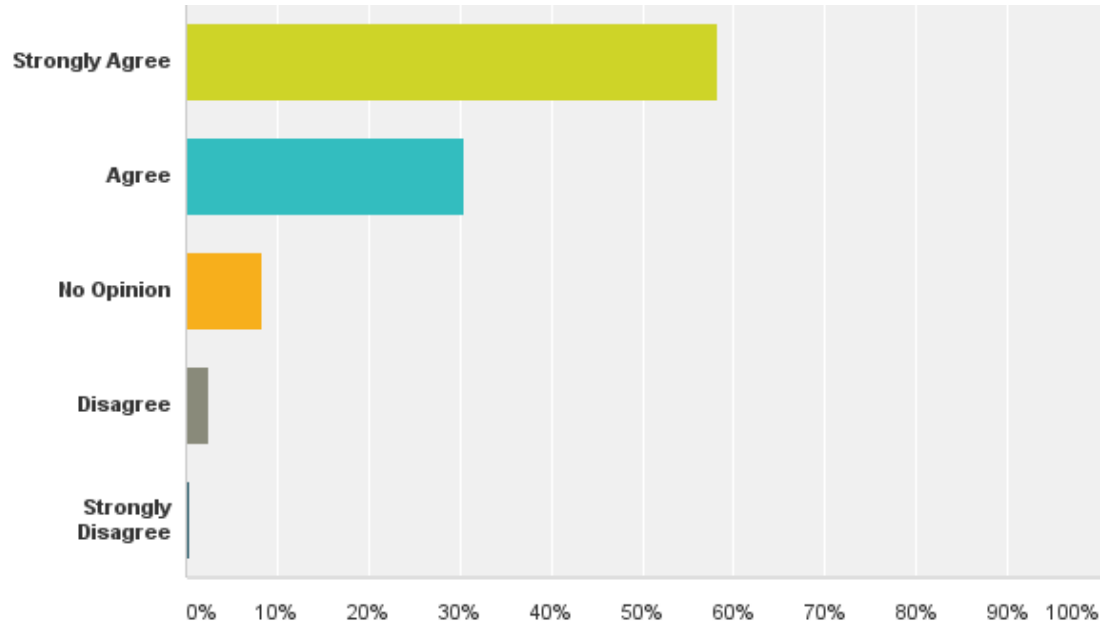
Answered: 411 Skipped: 0

Answer Choices	Responses
Strongly Agree	60.83% 250
Agree	33.58% 138
No Opinion	3.65% 15
Disagree	1.70% 7
Strongly Disagree	0.24% 1
<b>Total</b>	<b>411</b>



# Q17: Coaches demonstrate competence in game strategies

Answered: 408 Skipped: 3



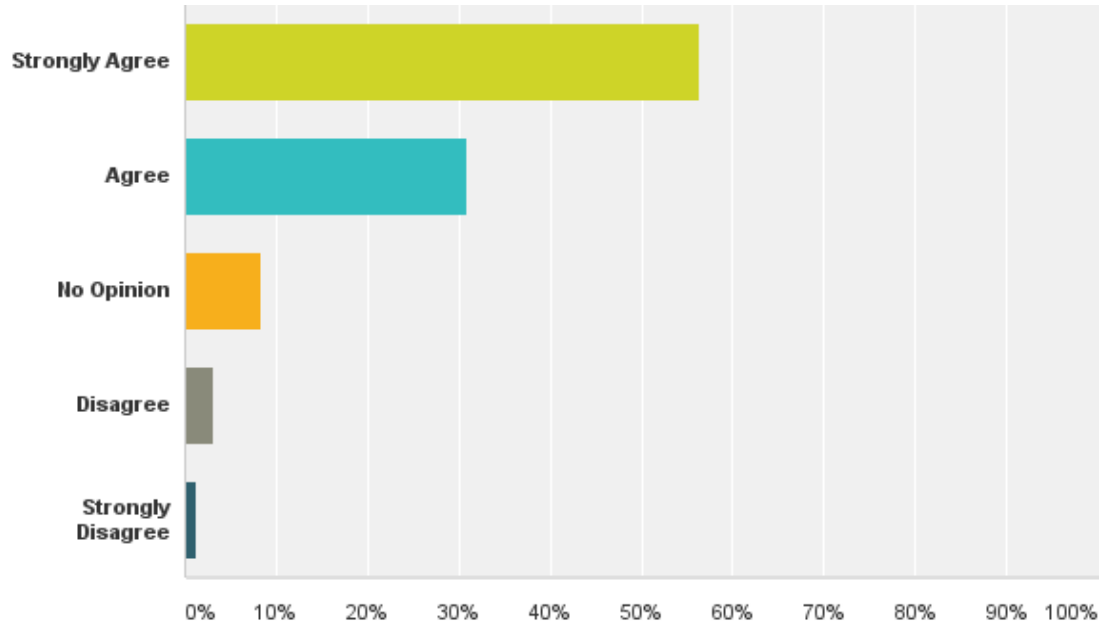
# Q17: Coaches demonstrate competence in game strategies

Answered: 408 Skipped: 3

Answer Choices	Responses
Strongly Agree	58.33% 238
Agree	30.39% 124
No Opinion	8.33% 34
Disagree	2.45% 10
Strongly Disagree	0.49% 2
<b>Total</b>	<b>408</b>

# Q18: Athletes can approach coaches freely to discuss personal issues

Answered: 410 Skipped: 1



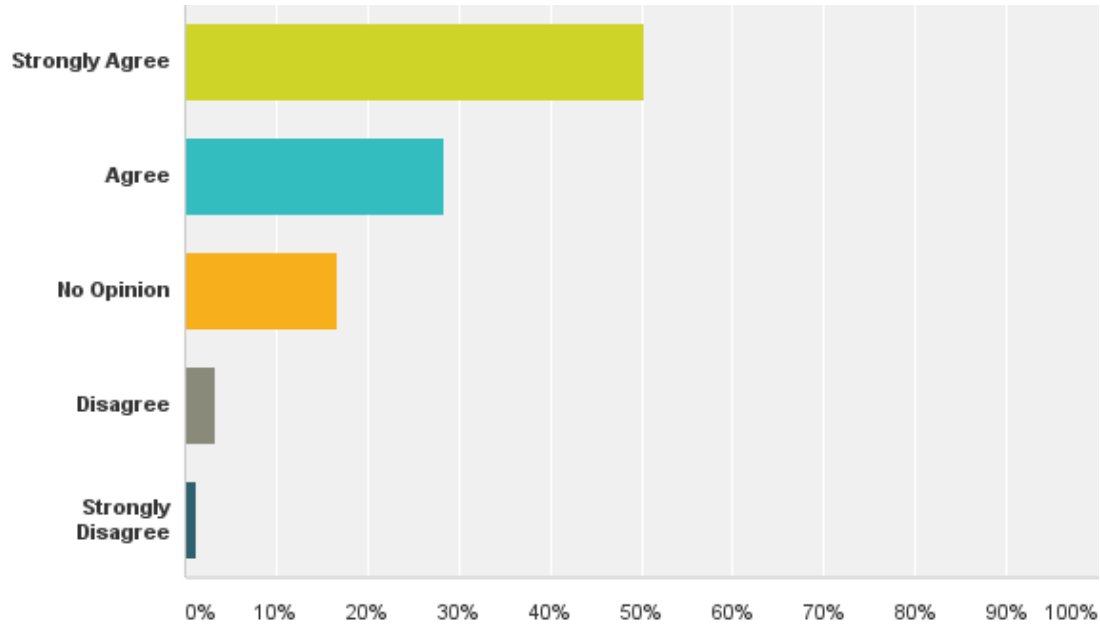
# Q18: Athletes can approach coaches freely to discuss personal issues

Answered: 410 Skipped: 1

Answer Choices	Responses
Strongly Agree	56.34% 231
Agree	30.98% 127
No Opinion	8.29% 34
Disagree	3.17% 13
Strongly Disagree	1.22% 5
<b>Total</b>	<b>410</b>

# Q19: Coaches provide guidance and assistance to student-athletes intending to play in college

Answered: 408 Skipped: 3



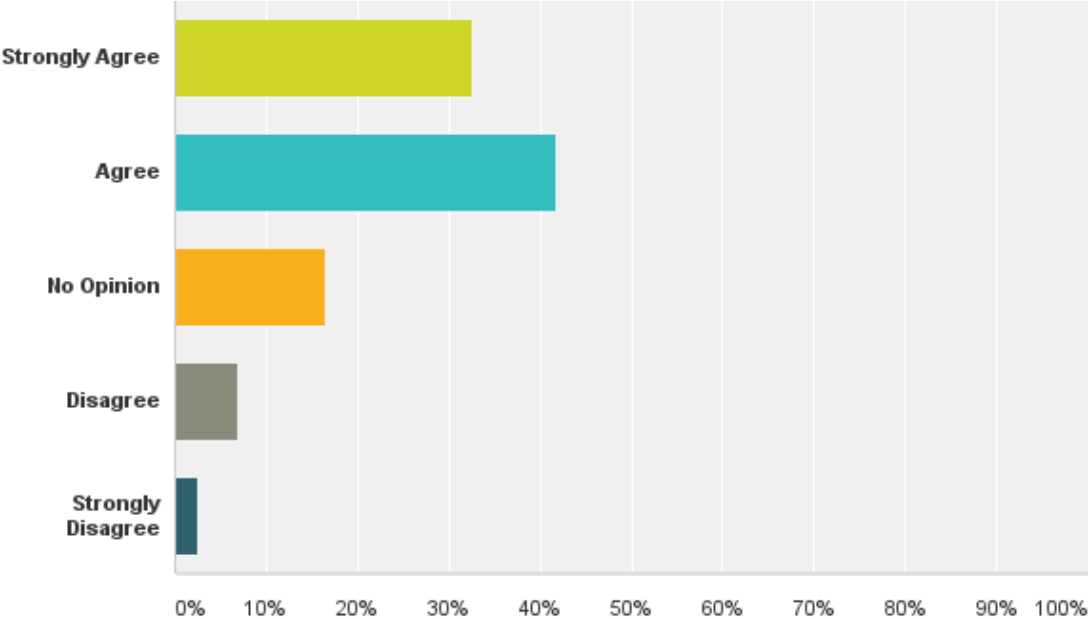
# Q19: Coaches provide guidance and assistance to student-athletes intending to play in college

Answered: 408 Skipped: 3

Answer Choices	Responses
Strongly Agree	50.25% 205
Agree	28.43% 116
No Opinion	16.67% 68
Disagree	3.43% 14
Strongly Disagree	1.23% 5
<b>Total</b>	<b>408</b>

# Q20: Athlete input regarding athletic program is valued

Answered: 408 Skipped: 3



## Q20: Athlete input regarding athletic program is valued

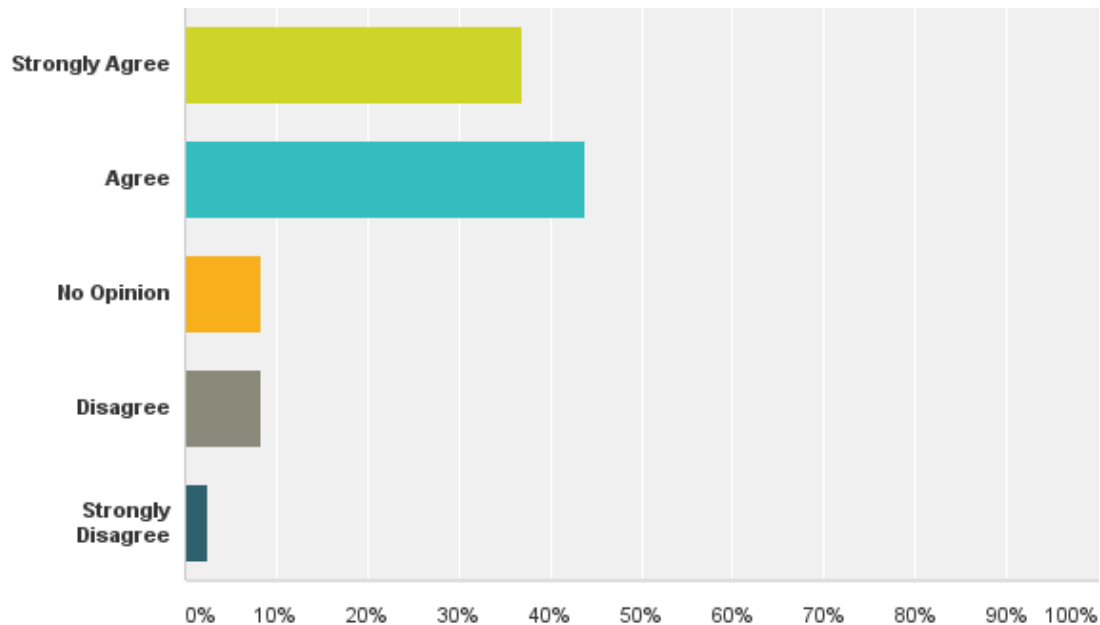
Answered: 408 Skipped: 3

Answer Choices	Responses	
Strongly Agree	32.60%	133
Agree	41.67%	170
No Opinion	16.42%	67
Disagree	6.86%	28
Strongly Disagree	2.45%	10
<b>Total</b>		<b>408</b>



# Q21: Athletic achievements are given appropriate exposure within the school

Answered: 408 Skipped: 3



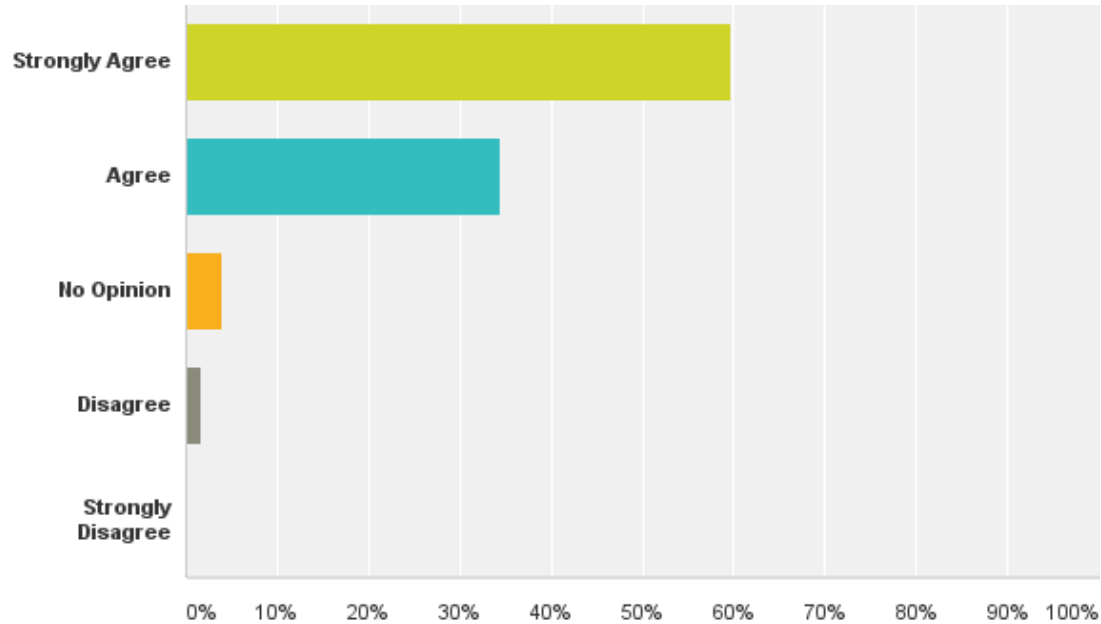
# Q21: Athletic achievements are given appropriate exposure within the school

Answered: 408 Skipped: 3

Answer Choices	Responses
Strongly Agree	37.01% 151
Agree	43.87% 179
No Opinion	8.33% 34
Disagree	8.33% 34
Strongly Disagree	2.45% 10
<b>Total</b>	<b>408</b>

## Q22: Coaches clearly define their expectations of a student-athlete

Answered: 410 Skipped: 1



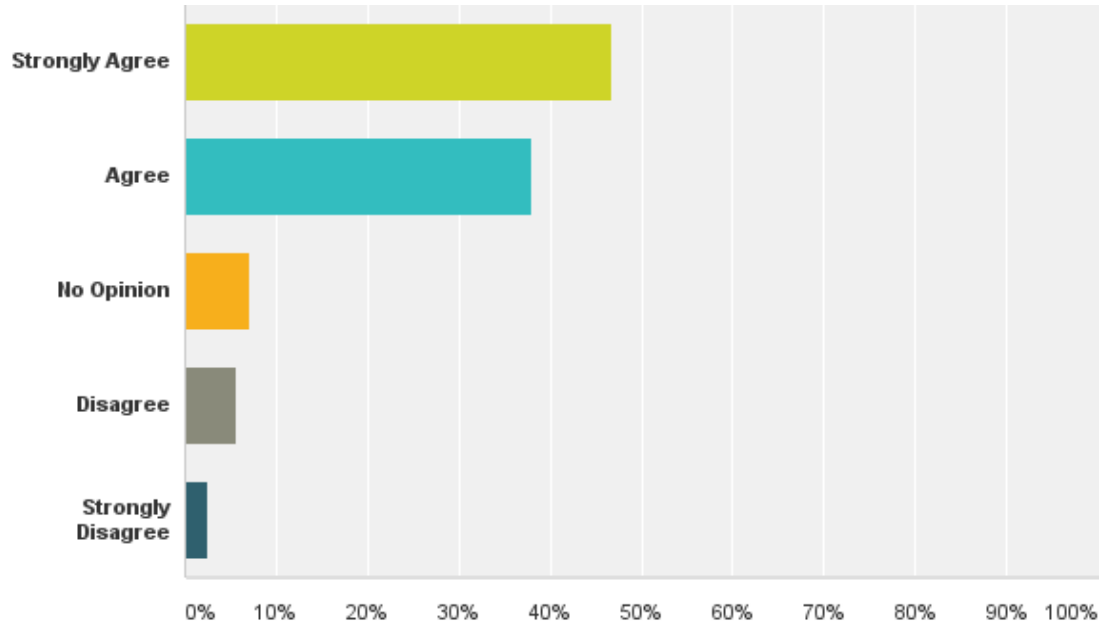
## Q22: Coaches clearly define their expectations of a student-athlete

Answered: 410 Skipped: 1

Answer Choices	Responses
Strongly Agree	59.76% 245
Agree	34.39% 141
No Opinion	3.90% 16
Disagree	1.71% 7
Strongly Disagree	0.24% 1
<b>Total</b>	<b>410</b>

# Q23: All students are given an equal opportunity to participate in athletic programs

Answered: 410 Skipped: 1



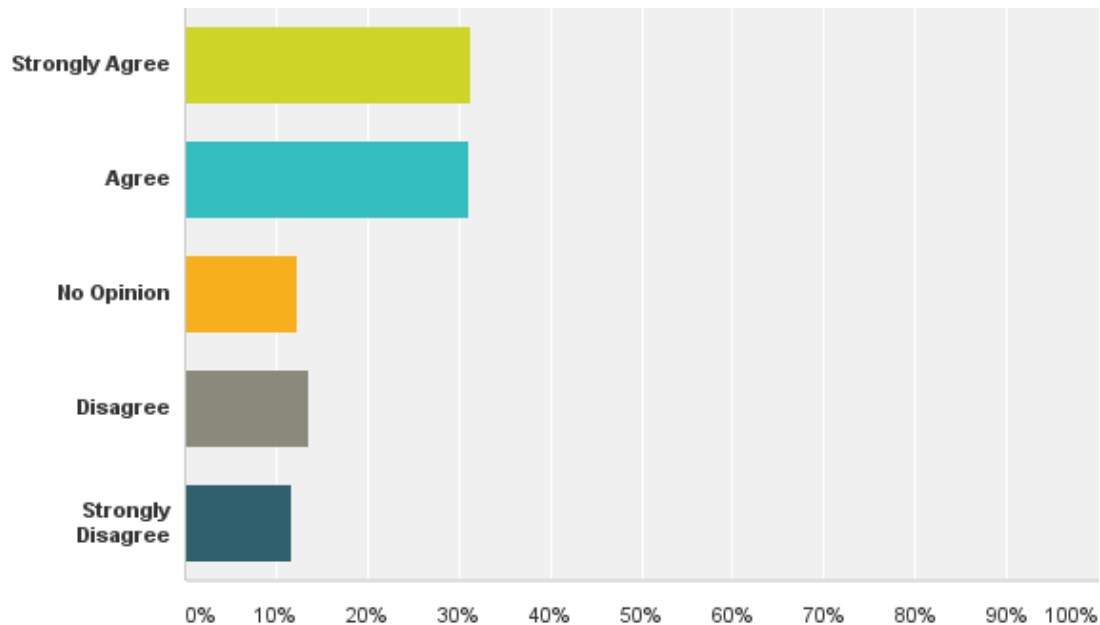
# Q23: All students are given an equal opportunity to participate in athletic programs

Answered: 410 Skipped: 1

Answer Choices	Responses
Strongly Agree	46.83% 192
Agree	38.05% 156
No Opinion	7.07% 29
Disagree	5.61% 23
Strongly Disagree	2.44% 10
<b>Total</b>	<b>410</b>

# Q24: Athletic programs in which I have participated have been treated fairly with all other sports

Answered: 405 Skipped: 6



# Q24: Athletic programs in which I have participated have been treated fairly with all other sports

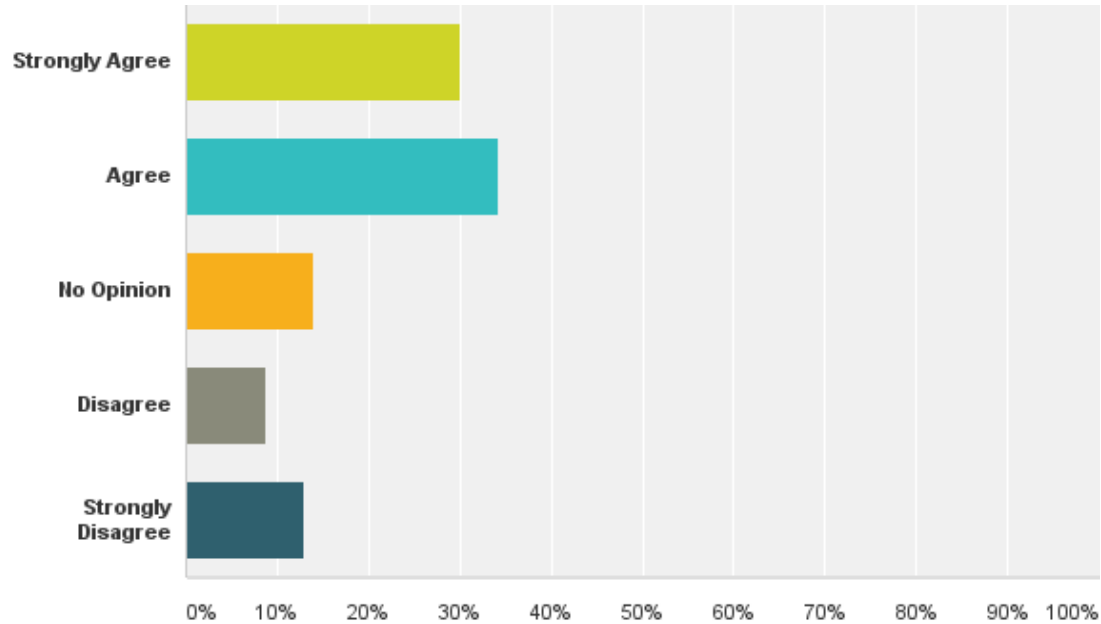
Answered: 405 Skipped: 6

Answer Choices	Responses	
Strongly Agree	31.36%	127
Agree	31.11%	126
No Opinion	12.35%	50
Disagree	13.58%	55
Strongly Disagree	11.60%	47
<b>Total</b>		<b>405</b>



## Q25: Boys and girls athletic programs receive equitable treatment

Answered: 407 Skipped: 4



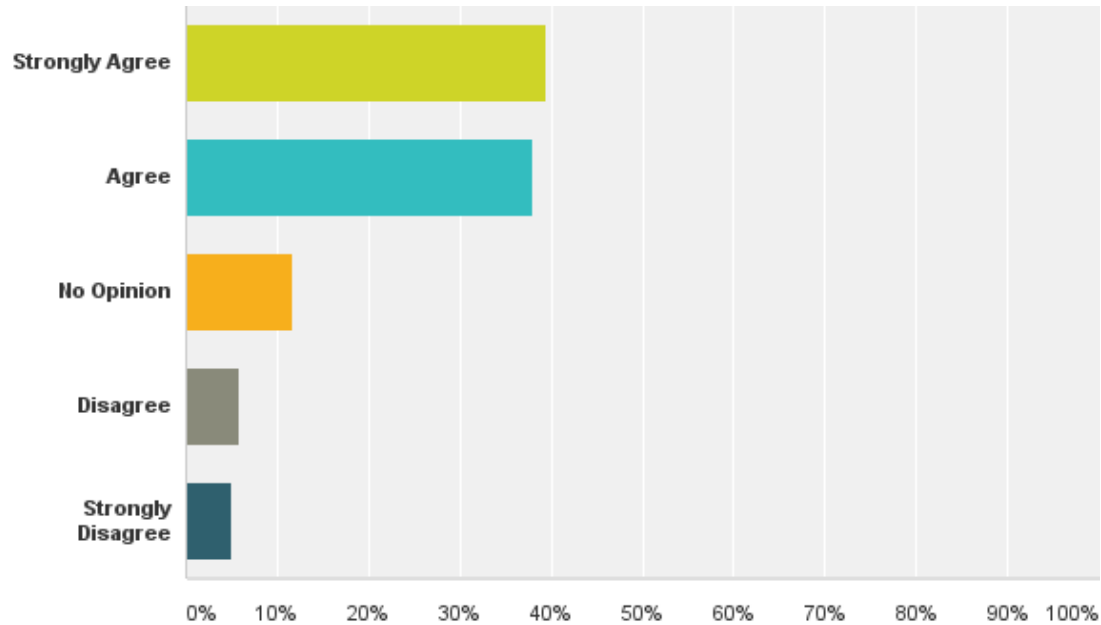
## Q25: Boys and girls athletic programs receive equitable treatment

Answered: 407 Skipped: 4

Answer Choices	Responses	
Strongly Agree	29.98%	122
Agree	34.15%	139
No Opinion	14.00%	57
Disagree	8.85%	36
Strongly Disagree	13.02%	53
<b>Total</b>		<b>407</b>

# Q26: Practice and game facilities are equitable for boys and girls sports

Answered: 405 Skipped: 6



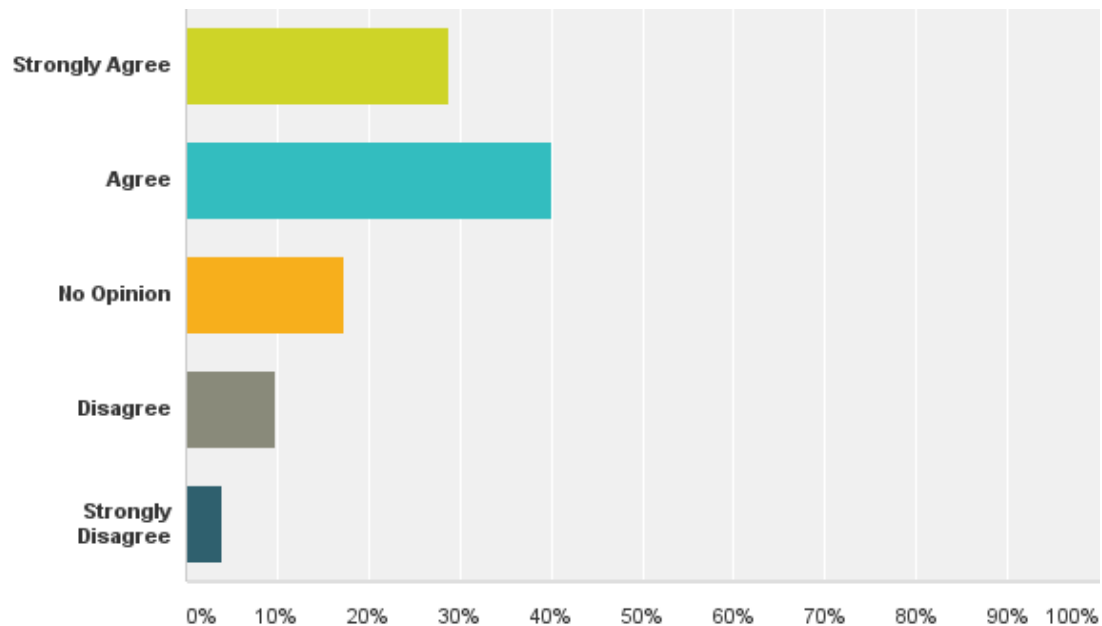
# Q26: Practice and game facilities are equitable for boys and girls sports

Answered: 405 Skipped: 6

Answer Choices	Responses
Strongly Agree	39.51% 160
Agree	38.02% 154
No Opinion	11.60% 47
Disagree	5.93% 24
Strongly Disagree	4.94% 20
<b>Total</b>	<b>405</b>

# Q27: The quality of our facilities meets or exceeds those of our opponents

Answered: 405 Skipped: 6



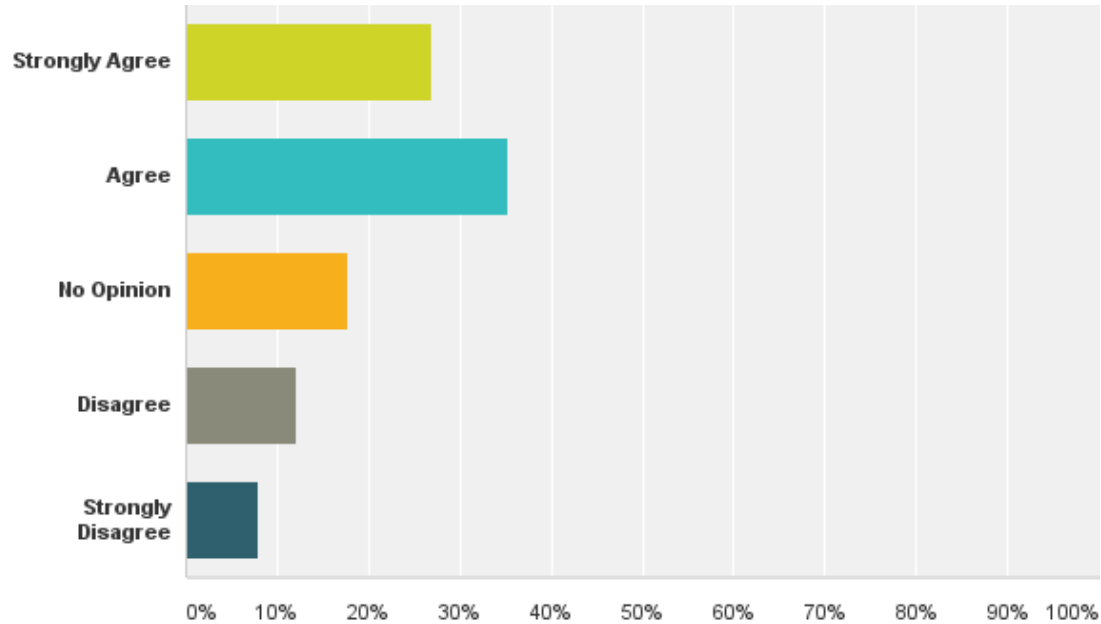
# Q27: The quality of our facilities meets or exceeds those of our opponents

Answered: 405 Skipped: 6

Answer Choices	Responses
Strongly Agree	28.89% 117
Agree	40.00% 162
No Opinion	17.28% 70
Disagree	9.88% 40
Strongly Disagree	3.95% 16
<b>Total</b>	<b>405</b>

# Q28: The quality of our team uniforms meets or exceeds those of our opponents

Answered: 407 Skipped: 4



# Q28: The quality of our team uniforms meets or exceeds those of our opponents

Answered: 407 Skipped: 4

Answer Choices	Responses
Strongly Agree	27.03% 110
Agree	35.38% 144
No Opinion	17.69% 72
Disagree	12.04% 49
Strongly Disagree	7.86% 32
<b>Total</b>	<b>407</b>